

First Flight Retreat

RENDERINGS - NORTHWEST ELEVATION



First Flight Retreat

RENDERINGS - OUTDOOR POOL AND SPA



First Flight Retreat

RENDERINGS - UNIT INTERIOR



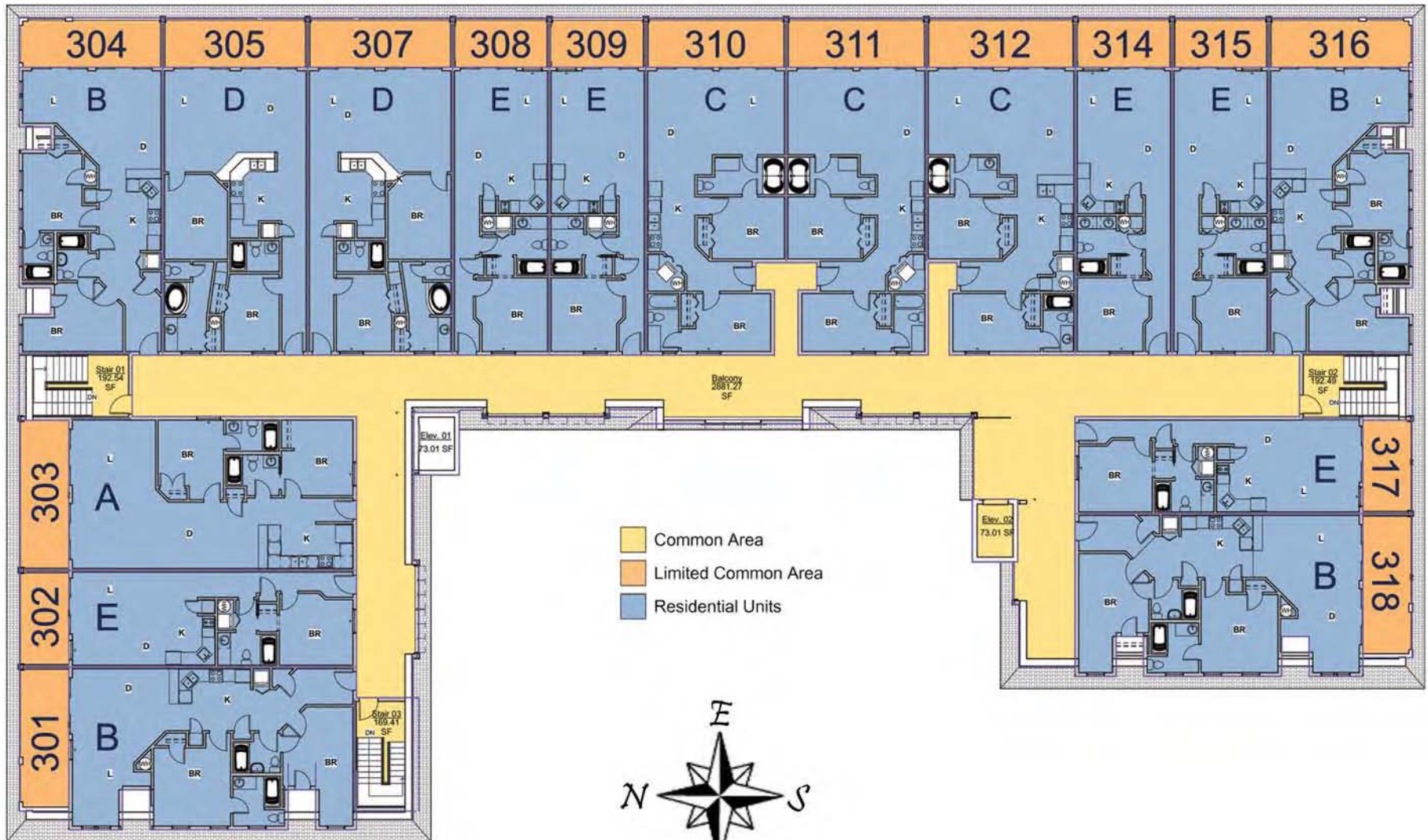
First Flight Retreat

RENDERINGS - SOUTHEAST ELEVATION



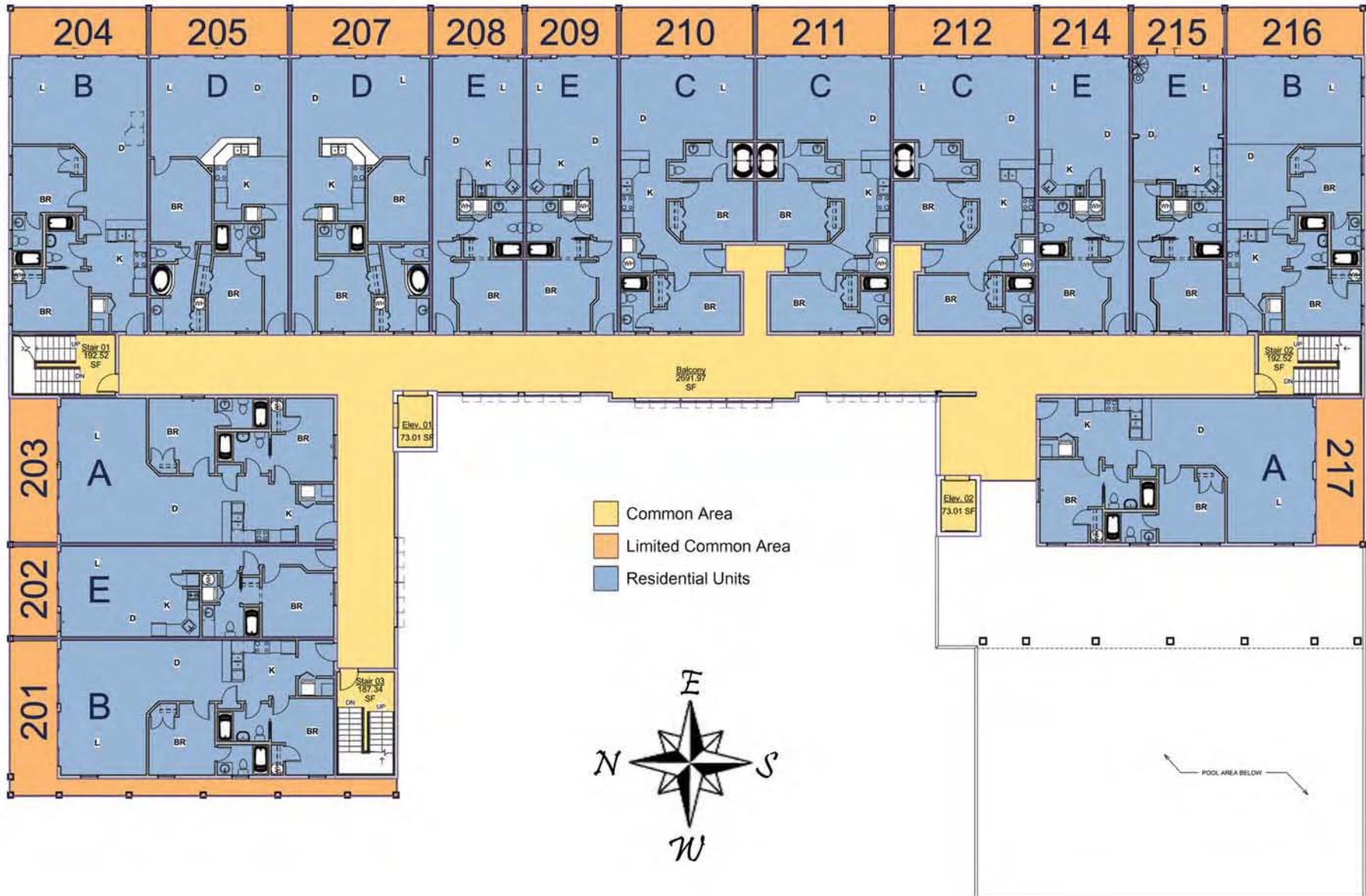
First Flight Retreat

FLOOR PLANS - LEVEL 3



First Flight Retreat

FLOOR PLANS - LEVEL 2



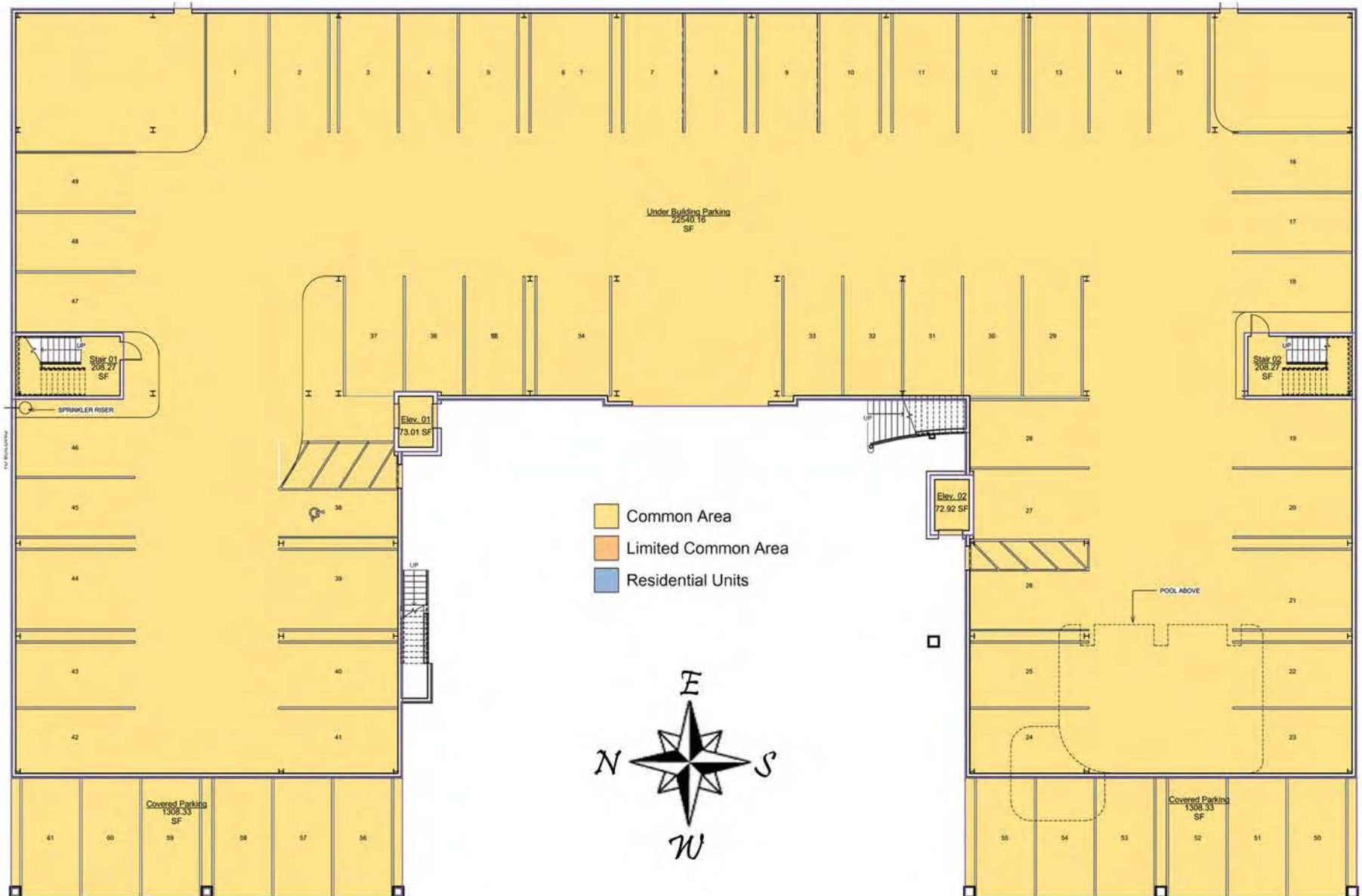
First Flight Retreat

FLOOR PLANS - LEVEL 1



First Flight Retreat

FLOOR PLANS - LEVEL 0



First Flight Retreat

UNIT PLANS - A₁ & A₂ TWO BEDROOMS, TWO FULL BATHS



FLOOR PLAN A₁

1060 SQ. FT HEATED LIVING AREA
184 SQ. FT. OUTDOOR LIVING AREA
UNITS 101, 104, 116, 201, 204, 216



FLOOR PLAN A₂

1136 SQ. FT HEATED LIVING AREA
196 SQ. FT. OUTDOOR LIVING AREA
UNITS 103, 203, 217, 303

First Flight Retreat

UNIT PLANS - B₁ & B₂

TWO BEDROOMS, TWO FULL BATHS



FLOOR PLAN B₁

1142 SQ. FT HEATED LIVING AREA
184 SQ. FT. OUTDOOR LIVING AREA
UNITS 301, 318

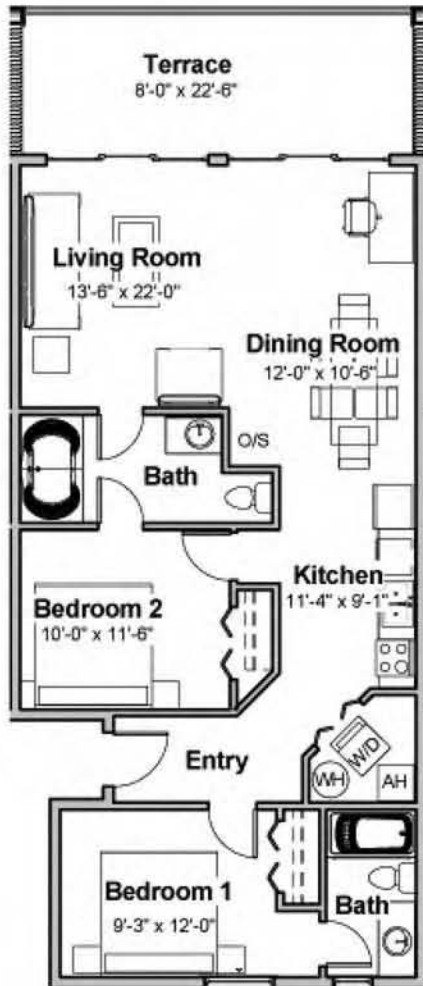


FLOOR PLAN B₂

997 SQ. FT HEATED LIVING AREA
184 SQ. FT. OUTDOOR LIVING AREA
UNITS 304, 316

First Flight Retreat

UNIT PLANS - C₁ & C₂ TWO BEDROOMS, TWO FULL BATHS



FLOOR PLAN C₁

716 SQ. FT HEATED LIVING AREA
180 SQ. FT. OUTDOOR LIVING AREA
UNITS 110, 111, 210, 211, 301, 311



FLOOR PLAN C₂

1020 SQ. FT HEATED LIVING AREA
192 SQ. FT. OUTDOOR LIVING AREA
UNITS 212, 312

First Flight Retreat

UNIT PLANS - D & E



FLOOR PLAN D

TWO BEDROOM, TWO FULL BATHS
1073 SQ. FT. HEATED LIVING AREA
180 SQ. FT. OUTDOOR LIVING AREA
UNITS 105, 107, 205, 207, 305, 307



FLOOR PLAN E

ONE BEDROOM, ONE FULL BATH
716 SQ. FT HEATED LIVING AREA
163 SQ. FT. OUTDOOR LIVING AREA
ALL NORTH AND SOUTH ONE BEDROOMS